


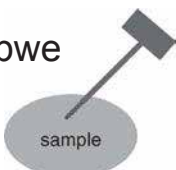


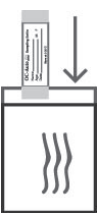
Peba in Duuj ilo Pakij kōn Pāākin Am Make Kōjerbal

Kōjparok bwe kwōn waake aolepan kōmmejele ioon peba in duuj me ej pād ilo pakij mokta jān am ae. Ajāllikin teej eo enaaj bōlen in jab jejjēt n̄ e ejjab jimwe ad kōmman teej eo.

Doore Jaṃbōj

1. Likūt peba in ae me emōj leļok iloan toilet eo ioon dān ne.
2. Doore jaṃbōjin kūbwe ioon peba in ae.
3. Ain jaṃbōj eo jān peba eo mokta jān an peba eo naaj ruñ ļok im jaṃbōj in kubwe eo ej uñ n̄ ūr dān.
4. Flush toilet eo. Peba in ae ejeļā kōt im ejāmin kōkkure septic system ko.

Ain Jaṃbōj

1. Kanne aolep mejele ko me ej aikuj ioon bōkā in jaṃbōj eo.  Kōpeļļok boḡor kūriin eo ilo am iñ ūti im kotake. 
2. Kar ioon jaṃbōjin kūbwe eo kōn kein arar jaṃbōj eo.  Kalbubuuki aolepan mōttan kein arar jaṃbōj eo ekomļajļaj kōn jaṃbōjin kūbwe eo. 
3. Kiili bōkā in jaṃbōj eo ilo am pāini kein arar jaṃbōj eo im noj boḡor kūriin bwe en mājojo. Kwōn jab bar kōpeļļok.  Kōroḡol bōkā in jaṃbōj eo n̄ an taktō eo ak laboratory eo am ilo impiļoob kar lewaj. Jouj im jab jilkin n̄ an Polymedco. 

Please include CLH requisition with your specimen in the return envelope.

Please visit our website to access a collection instruction video:
<http://www.clinicallabs.com/physicians/collection-instructions.aspx#FOBT>

Client Services